

Giles Miller Studio
Cleaning, Maintenance,
Recycling and Reclamation

Sensory Artistry



Mosaic / After Care & Cleaning

GMS murals have an inconsistent 3-dimensional surface, so can be cleaned with simple dusting and vacuuming. Our indoor mural artworks should be dusted with a long-haired hand-held duster and then vacuumed preferably with a handheld vacuum cleaner with brush fixture. Dust may settle in the voids of the piece, but is easily removed by vacuum and duster brushing. Please ensure that you sweep or vacuum the mural in the same direction of the lines of the image. This will ensure that the edges aren't caught by the nozzle of your vacuum.

Please avoid using any harsh cleaning chemicals on the pieces. Should it get marked, then a warm solution of mild detergent and water and a soft cloth should be used to clean the pieces.


Our ceramic tiles are produced by hand with our specialist production partners in Italy, and they are extremely durable and resistant to damage both inside and outside. Our timber tiles are made from solid FSC certified timber from long term suppliers based in Slovenia. Should you find any incidences of damage caused by surrounding use of the space, please report details to GMS (enquiries@gilesmiller.com) who can advise on replacement tiles or mitigation if required. We will also supply a batch of spare tiles for use in the event of unexpected damage by others, external factors.

Cleaning schedule:

Once every month: Lightly dust the mural with feather dusters.

Once every 6 months: Hoover the mural with bristled hoover, ensuring the hoover reaches into the 3-dimensional relief of the tiled components around their edges, in order to prevent build up of dust or dirt within the edging of the tiles. Clean out any build-up of dirt with dusters or wrap duster cloth around a pen or pencil to reach within the murals relief form.

If dusted on the above schedule, build up will be prevented and there should be no need for intricate cleaning. Use mild detergent and water with a soft cloth to wipe the mural after cleaning, or in the event of any blemishes being caused by external impact to the artwork.



Mosaic / Recycling & Reclamation

We hope that your GMS artwork is installed and enjoyed for years to come. However, if you are planning on de-installing your artwork, we would like to help you manage the end of its life in the kindest way to the environment.

Reclamation

If the artwork is still in good condition and based in the United Kingdom, please contact the studio directly at enquiries@gilesmiller.com. If possible, we will arrange for the artwork to be collected and donated to a new home or parts reused.

If you are based elsewhere in the world and the artwork is still in good condition, please consider donating the artwork locally.

Recycling

Since 2025 our Mosaic artworks are made using painted plywood backing (or aluminium for specialist projects), silicone adhesive and either ceramic, timber or cast metal tiles.

1/ Remove the individual panels from the wall by removing the corner tiles (that conceal the fixing points) and unscrew them.

2/ Ceramic and timber: remove the individual tiles from panels using a chisel
Cast metal: remove the individual tiles from panels by unscrewing

3/ Recycle all metal parts locally


Painted plywood - timber is widely recycled worldwide (Grade B)

Ceramic tiles - reuse or recycle, ceramic earthenware can be recycled

Timber tiles - reuse or recycle, timber is widely recycled worldwide (Grade B)

Cast metal tiles - reuse or recycle, aluminium is widely recycled worldwide

Stainless steel screws (cast metal artworks only) - reuse or recycle, stainless steel is widely recycled worldwide



Wing / After Care & Cleaning

GMS murals have an inconsistent surface, but can be cleaned with simple and gentle dusting. We would suggest the mural is dusted with a long-haired hand-held duster or with a compressed air type duster. Dust may settle in the voids of the piece, but is easily removed. Please ensure that you dust the mural in a downwards motion.

Please avoid using any harsh cleaning chemicals on the pieces. Should it get marked, then a warm solution of mild detergent and water and a soft cloth should be used to clean the pieces.


Our Wing aluminium pixels are crafted in the UK to be durable. However, should you find any incidences of damage caused by surrounding use of the space, please report details to GMS (enquiries@gilesmiller.com) who can advise on replacement panels or mitigation if required.

Cleaning schedule:

Once every month: Lightly dust the mural with feather dusters.

Once every 6 months: Hoover the mural with bristled hoover, ensuring the hoover reaches into the 3-dimensional relief of the metal pixels and around their edges, in order to prevent build up of dust or dirt within the edging of the pixels. Clean out any build-up of dirt with dusters or wrap duster cloth around a pen or pencil to reach within the murals relief form.

If dusted on the above schedule, build up will be prevented and there should be no need for intricate cleaning. Use mild detergent and water with a soft cloth to wipe the mural after cleaning, or in the event of any blemishes being caused by external impact to the artwork. replacement panels or mitigation if required.



Wing / Recycling & Reclamation

We hope that your GMS artwork is installed and enjoyed for years to come. However, if you are planning on de-installing your artwork, we would like to help you manage the end of its life in the kindest way to the environment.

Reclamation

If the artwork is still in good condition and based in the United Kingdom, please contact the studio directly at enquiries@gilesmiller.com. If possible, we will arrange for the artwork to be collected and donated to a new home or parts reused.

If you are based elsewhere in the world and the artwork is still in good condition, please consider donating the artwork locally.

Recycling

Since 2023 our Wing artworks are made from anodised aluminium pixels, painted MDF backing, stainless steel screws, aluminium fixing plates and steel gravity rails.

1/ Remove the individual panels from the wall by simply lifting them up off their gravity rails, starting at the top right of the artwork.

2/ De-assemble the artwork using a screwdriver and divide up each individual material.

3/ Recycle all metal parts locally:

Anodised aluminium pixels - aluminium is widely recycled worldwide

Painted MDF backing - unfortunately this material is not recyclable

Stainless steel screws - reuse or recycle, stainless steel is widely recycled worldwide

Aluminium fixing plates - aluminium is widely recycled worldwide

Steel gravity rails - reuse or recycle, stainless steel is widely recycled worldwide




Hoxton / After Care & Cleaning

GMS artworks have an inconsistent surface, but can be cleaned with simple and gentle dusting. We would suggest the artwork is dusted with a long-haired hand-held duster or with a compressed air type duster. Dust may settle in the voids of the piece, but is easily removed. Please ensure that you dust the mural in a downwards motion.

Please avoid using any harsh cleaning chemicals on the pieces. Should it get marked, then a warm solution of mild detergent and water and a soft cloth should be used to clean the pieces.

Our Hoxton artworks are made from anodised aluminium panels that are crafted in the UK, they are extremely durable and can be installed internally and externally. However, should any damage occur please do get in touch with our studio (enquiries@gilesmiller.com) directly to consult.



Hoxton / Recycling & Reclamation

We hope that your GMS artwork is installed and enjoyed for years to come. However, if you are planning on de-installing your artwork, we would like to help you manage the end of its life in the kindest way to the environment.

Reclamation

If the artwork is still in good condition and based in the United Kingdom, please contact the studio directly at enquiries@gilesmiller.com. If possible, we will arrange for the artwork to be collected and donated to a new home or parts reused.


If you are based elsewhere in the world and the artwork is still in good condition, please consider donating the artwork locally.

Recycling

Our Hoxton artworks are made from anodised aluminium panels that are crafted in the UK.

1/ Remove the individual panels from the wall using their a gravity slot in the return of the panel.

2/ Recycle the panels locally. Aluminium is widely recycled worldwide.



Sieve / After Care & Cleaning

GMS artworks have an inconsistent surface, but can be cleaned with simple and gentle dusting. We would suggest the artwork is dusted with a long-haired hand-held duster or with a compressed air type duster. Dust may settle in the voids of the piece, but is easily removed. Please ensure that you dust the mural in a downwards motion.

Please avoid using any harsh cleaning chemicals on the pieces. Should it get marked, then a warm solution of mild detergent and water and a soft cloth should be used to clean the pieces.

Our Sieve artworks are made from aluminium parts and are extremely durable. However, should any damage occur please do get in touch with our studio (enquiries@gilesmiller.com) directly to consult.



Sieve / Recycling & Reclamation

We hope that your GMS artwork is installed and enjoyed for years to come. However, if you are planning on de-installing your artwork, we would like to help you manage the end of its life in the kindest way to the environment.

Reclamation

If the artwork is still in good condition and based in the United Kingdom, please contact the studio directly at enquiries@gilesmiller.com. If possible, we will arrange for the artwork to be collected and donated to a new home or parts reused.

If you are based elsewhere in the world and the artwork is still in good condition, please consider donating the artwork locally.

Recycling

Our Sieve artworks are made from plated aluminium pixels and tubes, recycled plastic connection pieces, stainless steel tensile cables fixing grubs.

1/ Disconnect and remove the individual strings from the fixing plate.

2/ Disassemble all the parts and divide up each individual material.


3/ Recycle parts locally:

Plated aluminium pixels and tubes - reuse or recycle, aluminium is widely recycled worldwide

Recycled plastic connection pieces - plastic is widely recycled worldwide

Stainless steel tensile cables - stainless steel is widely recycled worldwide

Fixing grubs - aluminium is widely recycled worldwide




Drift / After Care & Cleaning

GMS artworks have an inconsistent surface, but can be cleaned with simple and gentle dusting. We would suggest the artwork is dusted with a long-haired hand-held duster or with a compressed air type duster. Dust may settle in the voids of the piece, but is easily removed. Please ensure that you dust the mural in a downwards motion.

Please avoid using any harsh cleaning chemicals on the pieces. Should it get marked, then a warm solution of mild detergent and water and a soft cloth should be used to clean the pieces.

Our Drift artworks are made from aluminium parts and are extremely durable. However, should any damage occur please do get in touch with our studio (enquiries@gilesmiller.com) directly to consult.



Drift / Recycling & Reclamation

We hope that your GMS artwork is installed and enjoyed for years to come. However, if you are planning on de-installing your artwork, we would like to help you manage the end of its life in the kindest way to the environment.

Reclamation

If the artwork is still in good condition and based in the United Kingdom, please contact the studio directly at enquiries@gilesmiller.com. If possible, we will arrange for the artwork to be collected and donated to a new home or parts reused.

If you are based elsewhere in the world and the artwork is still in good condition, please consider donating the artwork locally.

Recycling

Our Drift artworks are made from plated aluminium boxes and tubes, stainless steel tensile cables fixing grubs.

1/ Disconnect and remove the individual strings from the fixing plate.


2/ Disassemble all the parts and divide up each individual material.

3/ Recycle parts locally:

Plated aluminium boxes and tubes - reuse or recycle, aluminium is widely recycled worldwide

Stainless steel tensile cables - stainless steel is widely recycled worldwide

Fixing grubs - aluminium is widely recycled worldwide




Plexus / After Care & Cleaning

GMS sculptures have an inconsistent surface, but can be cleaned with simple and gentle dusting. We would suggest the sculpture is dusted with a long-haired hand-held duster or with a compressed air type duster. Dust may settle in the voids of the piece, but is easily removed. Please ensure that you dust the mural in a downwards motion.

Please avoid using any harsh cleaning chemicals on the pieces. Should it get marked, then a warm solution of mild detergent and water and a soft cloth should be used to clean the pieces.

Our Plexus artworks are made from aluminium 'dots' and steel rods and are extremely durable. However, should any damage occur please do get in touch with our studio (enquiries@gilesmiller.com) directly to consult.



Plexus / Recycling & Reclamation

We hope that your GMS sculpture is installed and enjoyed for years to come. However, if you are planning on de-installing your sculpture, we would like to help you manage the end of its life in the kindest way to the environment.

Reclamation

If the artwork is still in good condition and based in the United Kingdom, please contact the studio directly at enquiries@gilesmiller.com. If possible, we will arrange for the artwork to be collected and donated to a new home or parts reused.

If you are based elsewhere in the world and the artwork is still in good condition, please consider donating the artwork locally.

Recycling

Our Plexus artworks are made from plated or anodised aluminium dot's, steel rods, nylon tipped grub screws and stainless steel tensile cables.

1/ Remove the sculpture from the fixing plate.

2/ Disassemble all the parts using an allen key to loosen the grub screws and divide them up into individual materials.


3/ Recycle parts locally:

Aluminium dots - aluminium is widely recycled worldwide

Steel rods - steel is widely recycled worldwide

Stainless steel tensile cables - stainless steel is widely recycled worldwide

Nylon tipped grub screws - unfortunately these are not recyclable




Suspended Louvre / After Care & Cleaning

GMS sculptures have an inconsistent surface, but can be cleaned with simple and gentle dusting. We would suggest the sculpture is dusted with a long-haired hand-held duster or with a compressed air type duster. Dust may settle in the voids of the piece, but is easily removed. Please ensure that you dust the mural in a downwards motion.

Please avoid using any harsh cleaning chemicals on the pieces. Should it get marked, then a warm solution of mild detergent and water and a soft cloth should be used to clean the pieces.

Our Suspended Louvre artworks are made from aluminium parts and are durable. However, should any damage occur please do get in touch with our studio (enquiries@gilesmiller.com) directly to consult.



Suspended Louvre / Recycling & Reclamation

We hope that your GMS artwork is installed and enjoyed for years to come. However, if you are planning on de-installing your artwork, we would like to help you manage the end of its life in the kindest way to the environment.

Reclamation

If the artwork is still in good condition and based in the United Kingdom, please contact the studio directly at enquiries@gilesmiller.com. If possible, we will arrange for the artwork to be collected and donated to a new home or parts reused.

If you are based elsewhere in the world and the artwork is still in good condition, please consider donating the artwork locally.

Recycling

Our Suspended Louvre sculptures are made from plated aluminium pixels, stainless steel tensile cables, recycled plastic fixings and steel springs.

1/ Disconnect and remove the individual strings from the fixing plate.

2/ Disassemble all the parts and divide them up into individual materials.

3/ Recycle parts locally.

Plated aluminium pixels - reuse or recycle, aluminium is widely recycled worldwide

Stainless steel tensile cables - stainless steel is widely recycled worldwide

Steel spring - steel is widely recycled worldwide

Recycled plastic fixing - plastic is widely recycled worldwide



Giles Miller Studio

+44 (0) 20 7293 0253
enquiries@gilesmiller.com
gilesmiller.com

Sensory Artistry

